

MONTHLY REPORT OF DISBURSEMENTS

For the month of June 2021


Department State Universities and Colleges (SUCs)  
 Agency/Entity Cagayan State University  
 Operating Unit < not applicable >  
 Organization Code (UACS) 08 022 0000000  
 Fund Cluster 01 Regular Agency Fund


Particulars	Current Year Budget					Prior Year's Budget											Trust Liabilities				Grand Total					Remarks		
	PS	MOOE	FinEx	CO	TOTAL	Prior Year's Accounts Payable					Current Year's Accounts Payable						SUB-TOTAL	PS	MOOE	CO	TOTAL	PS	MOOE	FinEx	CO		TOTAL	
						PS	MOOE	FinEx	CO	Sub-Total	PS	MOOE	FinEx	CO	Sub-Total	TOTAL												
1	2	3	4	5	6=(2+3+4+5)	7	8	9	10	11=(7+8+9+10)	12	13	14	15	16=(12+13+14+15)	17=(11+16)	18=(6+17)	19	20	21	22=(19+20+21)	23	24	25	26	27=(23+24+25+26)	28	
CASH DISBURSEMENTS	43,077,733.74	13,275,436.83	0.00	0.00	56,353,170.57	0.00	0.00	0.00	26,378,651.59	26,378,651.59	0.00	0.00	0.00	0.00	0.00	26,378,651.59	82,731,822.16	0.00	0.00	0.00	0.00	43,077,733.74	13,275,436.83	0.00	26,378,651.59	82,731,822.16		
Notice of Cash Allocation (NCA)	43,077,733.74	13,275,436.83	0.00	0.00	56,353,170.57	0.00	0.00	0.00	26,378,651.59	26,378,651.59	0.00	0.00	0.00	0.00	0.00	26,378,651.59	82,731,822.16	0.00	0.00	0.00	0.00	43,077,733.74	13,275,436.83	0.00	26,378,651.59	82,731,822.16		
MDS Checks Issued	6,929,440.81	611,295.49	0.00	0.00	7,540,736.30	0.00	0.00	0.00	0.00	0.00	0.00	0.00	0.00	0.00	0.00	0.00	7,540,736.30	0.00	0.00	0.00	0.00	6,929,440.81	611,295.49	0.00	0.00	7,540,736.30		
Advice to Debit Account	36,148,292.93	12,664,141.34	0.00	0.00	48,812,434.27	0.00	0.00	0.00	26,378,651.59	26,378,651.59	0.00	0.00	0.00	0.00	0.00	26,378,651.59	75,191,085.86	0.00	0.00	0.00	0.00	36,148,292.93	12,664,141.34	0.00	26,378,651.59	75,191,085.86		
Notice of Transfer Allocations (NTA)	0.00	0.00	0.00	0.00	0.00	0.00	0.00	0.00	0.00	0.00	0.00	0.00	0.00	0.00	0.00	0.00	0.00	0.00	0.00	0.00	0.00	0.00	0.00	0.00	0.00	0.00	0.00	
MDS Checks Issued	0.00	0.00	0.00	0.00	0.00	0.00	0.00	0.00	0.00	0.00	0.00	0.00	0.00	0.00	0.00	0.00	0.00	0.00	0.00	0.00	0.00	0.00	0.00	0.00	0.00	0.00	0.00	
Advice to Debit Account	0.00	0.00	0.00	0.00	0.00	0.00	0.00	0.00	0.00	0.00	0.00	0.00	0.00	0.00	0.00	0.00	0.00	0.00	0.00	0.00	0.00	0.00	0.00	0.00	0.00	0.00	0.00	
Working Fund for FAPs	0.00	0.00	0.00	0.00	0.00	0.00	0.00	0.00	0.00	0.00	0.00	0.00	0.00	0.00	0.00	0.00	0.00	0.00	0.00	0.00	0.00	0.00	0.00	0.00	0.00	0.00	0.00	
Cash Disbursement Ceiling (CDC)	0.00	0.00	0.00	0.00	0.00	0.00	0.00	0.00	0.00	0.00	0.00	0.00	0.00	0.00	0.00	0.00	0.00	0.00	0.00	0.00	0.00	0.00	0.00	0.00	0.00	0.00	0.00	
TOTAL CASH DISBURSEMENTS	43,077,733.74	13,275,436.83	0.00	0.00	56,353,170.57	0.00	0.00	0.00	26,378,651.59	26,378,651.59	0.00	0.00	0.00	0.00	0.00	26,378,651.59	82,731,822.16	0.00	0.00	0.00	0.00	43,077,733.74	13,275,436.83	0.00	26,378,651.59	82,731,822.16		
NON-CASH DISBURSEMENTS	3,572,828.23	930,295.76	0.00	0.00	4,503,123.99	0.00	0.00	0.00	0.00	0.00	0.00	0.00	0.00	0.00	0.00	0.00	4,503,123.99	0.00	0.00	0.00	0.00	3,572,828.23	930,295.76	0.00	0.00	4,503,123.99		
Tax Remittance Advices Issued (TRA)	3,572,828.23	930,295.76	0.00	0.00	4,503,123.99	0.00	0.00	0.00	0.00	0.00	0.00	0.00	0.00	0.00	0.00	0.00	4,503,123.99	0.00	0.00	0.00	0.00	3,572,828.23	930,295.76	0.00	0.00	4,503,123.99		
Non-Cash Availment Authority (NCAA)	0.00	0.00	0.00	0.00	0.00	0.00	0.00	0.00	0.00	0.00	0.00	0.00	0.00	0.00	0.00	0.00	0.00	0.00	0.00	0.00	0.00	0.00	0.00	0.00	0.00	0.00		
Disbursements effected through outright deductions from claims (please specify...)	0.00	0.00	0.00	0.00	0.00	0.00	0.00	0.00	0.00	0.00	0.00	0.00	0.00	0.00	0.00	0.00	0.00	0.00	0.00	0.00	0.00	0.00	0.00	0.00	0.00	0.00		
Overpayment of expenses(e.g. personnel benefits)	0.00	0.00	0.00	0.00	0.00	0.00	0.00	0.00	0.00	0.00	0.00	0.00	0.00	0.00	0.00	0.00	0.00	0.00	0.00	0.00	0.00	0.00	0.00	0.00	0.00	0.00		
Restitution for loss of government property	0.00	0.00	0.00	0.00	0.00	0.00	0.00	0.00	0.00	0.00	0.00	0.00	0.00	0.00	0.00	0.00	0.00	0.00	0.00	0.00	0.00	0.00	0.00	0.00	0.00	0.00		
Liquidated damages and similar claims	0.00	0.00	0.00	0.00	0.00	0.00	0.00	0.00	0.00	0.00	0.00	0.00	0.00	0.00	0.00	0.00	0.00	0.00	0.00	0.00	0.00	0.00	0.00	0.00	0.00	0.00		
Others(TEF, BTr-Documentary Stamp Tax, etc.)	0.00	0.00	0.00	0.00	0.00	0.00	0.00	0.00	0.00	0.00	0.00	0.00	0.00	0.00	0.00	0.00	0.00	0.00	0.00	0.00	0.00	0.00	0.00	0.00	0.00	0.00		
TOTAL NON-CASH DISBURSEMENTS	3,572,828.23	930,295.76	0.00	0.00	4,503,123.99	0.00	0.00	0.00	0.00	0.00	0.00	0.00	0.00	0.00	0.00	0.00	4,503,123.99	0.00	0.00	0.00	0.00	3,572,828.23	930,295.76	0.00	0.00	4,503,123.99		
GRAND TOTAL	46,650,561.97	14,205,732.59	0.00	0.00	60,856,294.56	0.00	0.00	0.00	26,378,651.59	26,378,651.59	0.00	0.00	0.00	0.00	0.00	26,378,651.59	87,234,946.15	0.00	0.00	0.00	0.00	46,650,561.97	14,205,732.59	0.00	26,378,651.59	87,234,946.15		


SUMMARY

Particulars	Previous Report	This Month	As at Date
(1)	(2)	(3)	(4)
Total Disbursement Authorities Received	476,628,339.58	87,948,601.56	564,576,941.14
NCA	376,913,000.00	52,411,000.00	429,324,000.00
NTA	0.00	0.00	0.00
Working Fund	80,649,862.13	31,034,477.57	111,684,339.70
TRA	19,065,477.45	4,503,123.99	23,568,601.44
CDC	0.00	0.00	0.00
NCAA	0.00	0.00	0.00
Less: Notice of Transfer of Allocations (NTA)* issued	0.00	0.00	0.00
Total Disbursement Authorities Available	476,628,339.58	87,948,601.56	564,576,941.14
Less:	0.00	0.00	0.00
Lapsed NCA	0.00	0.00	0.00
Disbursements	364,943,019.40	87,234,946.15	452,177,965.55
Less: Other Non-Cash Disbursements	0.00	0.00	0.00
Disbursements effected through outright deductions from claims	0.00	0.00	0.00
Overpayment of expenses(e.g. personnel benefits)	0.00	0.00	0.00
Restitution for loss of government property	0.00	0.00	0.00
Liquidated damages and similar claims	0.00	0.00	0.00
Others (e.g. TEF, BTr, Docs Stamp, etc.)	0.00	0.00	0.00
Add/Less: Adjustments (e.g. cancelled/staled checks)	0.00	0.00	0.00
Balance of Disbursement Authorities as at date	111,685,320.18	713,655.41	112,398,975.59
Total Disbursements Program	356,793,000.00	58,607,000.00	415,400,000.00
Less: *Actual Disbursements	364,943,019.40	87,234,946.15	452,177,965.55
(Over)/Under spending	(8,150,019.40)	(28,627,946.15)	(36,777,965.55)

Notes: \* The use of NTA is discouraged  
 Notes: \*\* Amounts should tally with the grand total disbursement (column 27).

Certified Correct  
  
 MA. REMEDIOS E. TANGONAN  
 University Accountant  
 Date:

Recommending Approval:  
  
 EMERITA R. GERON  
 Chief AO-Finance  
 Date:

Approved By:  
  
 URDUJAH G. ALVARADO  
 University President  
 Date: